

SMD LED LAMP
BL-LS3014B1S1UWC
Features:

- 3.0mmx1.4mm SMD, 0.7mm THICKNESS PLCC2 package
- Mono-color type, Ultra brightness
- Compatible with automatic placement equipment
- WIDE VIEWING ANGLE.
- IDEAL FOR BACKLIGHT AND INDICATOR.
- PACKAGE: 3KPCS/REEL
- RoHs Compliance


■ Electrical-optical characteristics: (Ta=25°C) (Test Condition: IF=)

Part Number	Chip		Lens Type	Forward Voltage(VF) Unit:V		Flux Unit:lm		Viewing Angle 2θ/2 (deg)
	Emitted Color	current		Typ	Max	Min.	Typ.	
BL-LS3014B1S1UWC-C30	Ultra White	30mA	yellow	3.1	4.0	10	15	110
BL-LS3014B1S1UWC-C60	Ultra White	60mA	yellow	3.1	4.0	23	25	110
BL-LS3014B1S1UWC-C150	Ultra White	150mA	yellow	3.1	4.0	40	55	110

■ Absolute maximum ratings (Ta=25°C)

Parameter	Rating	Unit
Forward Current I _F	35/70/150	mA
LED Junction Temperature	120	°C
Peak Forward Current I _{PF} (Duty 1/10 @1KHZ)	100/200/500	mA
Operation Temperature T _{OPR}	-40 to +80	°C
Storage Temperature T _{STG}	-40 to +100	°C
Aluminum-Core Pcb Temperature	105	°C

SMD LED LAMP
BL-LS3014B1S1UWC
**BIN CODE SYSTEM
SELECTION CODE FOR Luminous Flux**

Group	brightness(lm)		Group	brightness(lm)	
	min	max		min	max
A5	9	10	C0	20	30
B0	10	12	C1	30	40
B1	12	14	C2	40	50
B2	14	17	C3	50	60
B3	17	20	C4	60	70

tolerance of measurement of luminous intensity is +/-15%

forward voltage Ranks

Group	Voltage (V)		Group	Voltage (V)	
	min	max		min	max
F	2.8	3	K	3.6	3.8
G	3	3.2	L	3.8	4
H	3.2	3.4			
J	3.4	3.6			

forward voltage Ranks

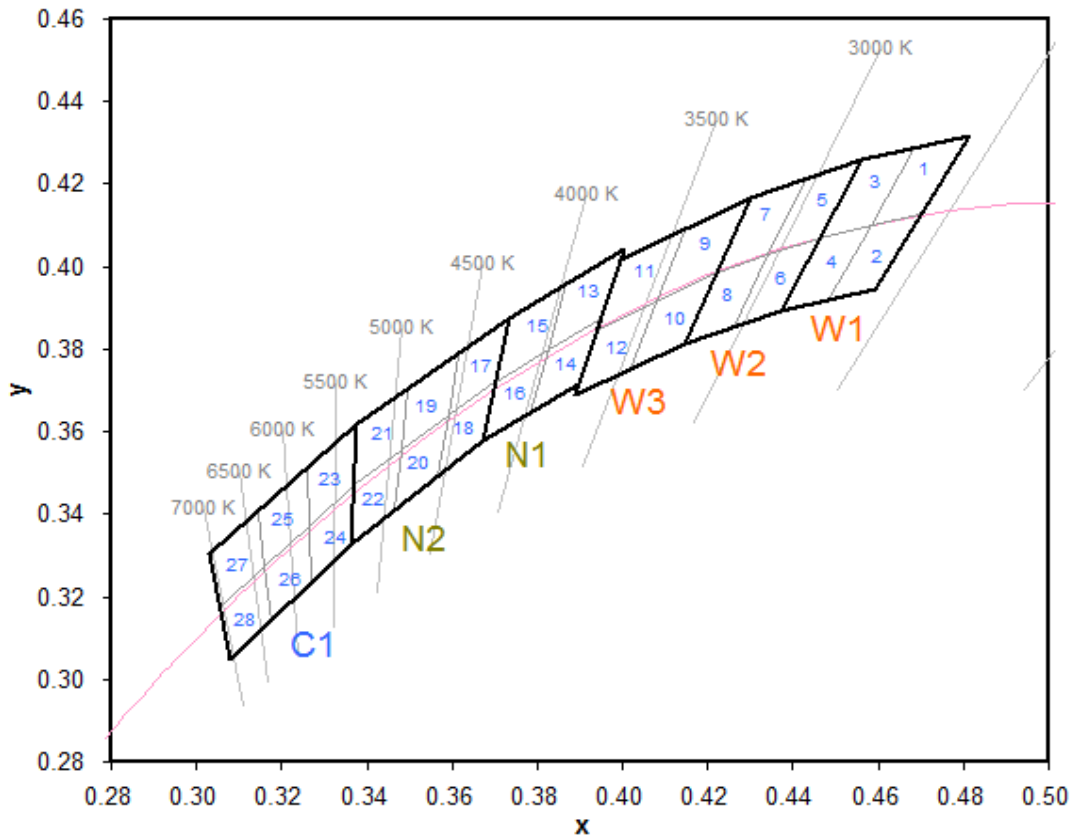
Group	Voltage (V)		Group	Voltage (V)	
	min	max		min	max
F0	2.8	2.9	K0	3.6	3.7
F1	2.9	3	K1	3.7	3.8
G0	3	3.1	L0	3.8	3.9
G1	3.1	3.2	L1	3.9	4
H0	3.2	3.3			
H1	3.3	3.4			
J0	3.4	3.5			
J1	3.5	3.6			

tolerance of measurement of forward voltage is +/-0.05v

SMD LED LAMP

BL-LS3014B1S1UWC

Color Temperature BIN



CODE	x	y
W1	0.4373	0.3893
	0.4562	0.4260
	0.4813	0.4319
	0.4593	0.3944
	X	Y
W2	0.4147	0.3814
	0.4299	0.4165
	0.4562	0.4260
	0.4373	0.3893
	X	Y
W3	0.3889	0.3690
	0.3996	0.4015
	0.4299	0.4165
	0.4147	0.3814

CODE	X	Y
N1	0.3670	0.3578
	0.3736	0.3874
	0.4006	0.4044
	0.3898	0.3716
	X	Y
N2	0.3481	0.3557
	0.3376	0.3616
	0.3592	0.3641
	0.3670	0.3578
	X	Y
C1	0.3160	0.3274
	0.3028	0.3304
	0.3265	0.3371
	0.3364	0.3328

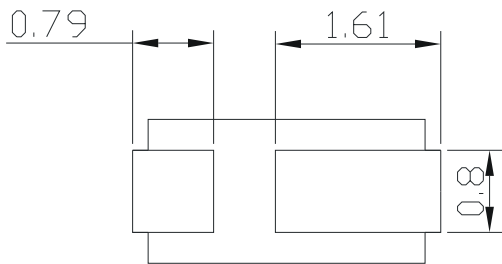
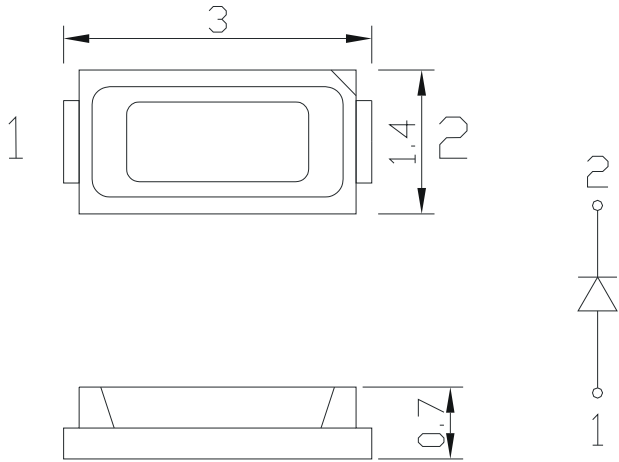
SMD LED LAMP
BL-LS3014B1S1UWC

CODE	x	y	CODE	x	y	CODE	x	y	CODE	x	y
1	0.4582	0.4099	8	0.4147	0.3814	15	0.3702	0.3722	22	0.3481	0.3557
	0.4687	0.4289		0.4221	0.3984		0.3736	0.3874		0.3370	0.3472
	0.4813	0.4319		0.4342	0.4028		0.3869	0.3958		0.3364	0.3328
	0.4700	0.4126		0.4259	0.3853		0.3825	0.3798		0.3466	0.3411
2	0.4483	0.3919	9	0.4080	0.3916	16	0.3670	0.3578	23	0.3376	0.3616
	0.4582	0.4099		0.4146	0.4089		0.3702	0.3722		0.3260	0.3512
	0.4700	0.4126		0.4299	0.4165		0.3825	0.3798		0.3265	0.3371
	0.4593	0.3944		0.4221	0.3984		0.3783	0.3646		0.3370	0.3472
3	0.4465	0.4071	10	0.4017	0.3751	17	0.3736	0.3874	24	0.3370	0.3472
	0.4562	0.4260		0.4080	0.3916		0.3616	0.3788		0.3265	0.3371
	0.4687	0.4289		0.4221	0.3984		0.3592	0.3641		0.3270	0.3230
	0.4582	0.4099		0.4147	0.3814		0.3703	0.3726		0.3364	0.3328
4	0.4373	0.3893	11	0.3941	0.3848	18	0.3703	0.3726	25	0.3260	0.3512
	0.4465	0.4071		0.3996	0.4015		0.3592	0.3641		0.3144	0.3408
	0.4582	0.4099		0.4146	0.4089		0.3568	0.3495		0.3160	0.3274
	0.4483	0.3919		0.4080	0.3916		0.3670	0.3578		0.3265	0.3371
5	0.4342	0.4028	12	0.3889	0.3690	19	0.3616	0.3788	26	0.3265	0.3371
	0.4430	0.4212		0.3941	0.3848		0.3496	0.3702		0.3160	0.3274
	0.4562	0.4260		0.4080	0.3916		0.3481	0.3557		0.3175	0.3139
	0.4465	0.4071		0.4017	0.3751		0.3592	0.3641		0.3270	0.3230
6	0.4259	0.3853	13	0.3825	0.3798	20	0.3592	0.3641	27	0.3144	0.3408
	0.4342	0.4028		0.3869	0.3958		0.3481	0.3557		0.3028	0.3304
	0.4465	0.4071		0.4006	0.4044		0.3466	0.3411		0.3055	0.3177
	0.4373	0.3893		0.3950	0.3875		0.3568	0.3495		0.3160	0.3274
7	0.4221	0.3984	14	0.3783	0.3646	21	0.3496	0.3702	28	0.3160	0.3274
	0.4299	0.4165		0.3825	0.3798		0.3376	0.3616		0.3055	0.3177
	0.4430	0.4212		0.3950	0.3875		0.3370	0.3472		0.3081	0.3049
	0.4342	0.4028		0.3898	0.3716		0.3481	0.3557		0.3175	0.3139

SMD LED LAMP

BL-LS3014B1S1UWC

■ **Package configuration & Internal circuit diagram**



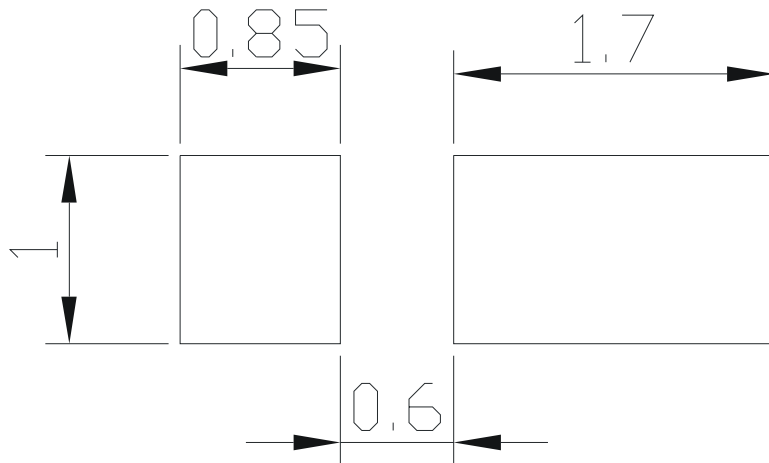
Notes:

1. All dimensions are in millimeters (inches)
2. Tolerance is $\pm 0.25(0.01)$ unless otherwise noted.
3. Specifications are subject to change without notice.

SMD LED LAMP

BL-LS3014B1S1UWC

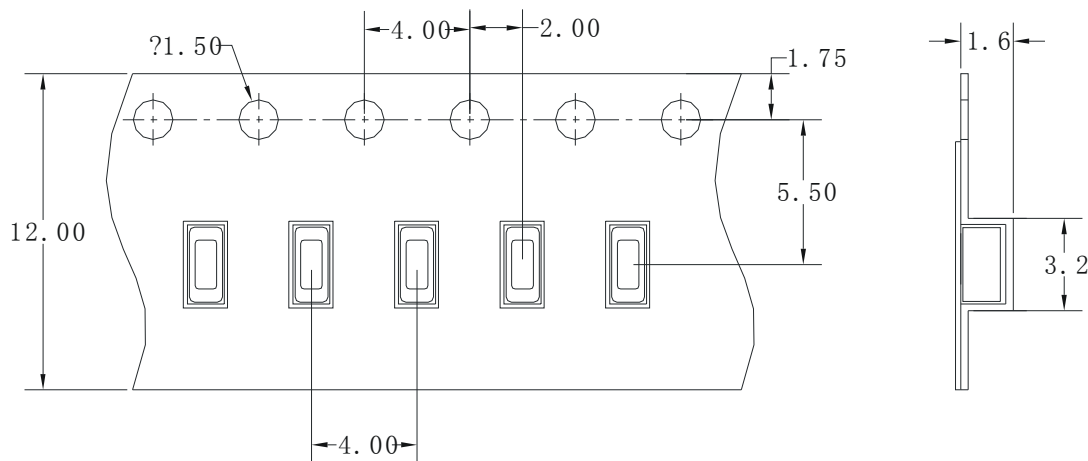
■ **Recommended Soldering Pad Dimensions:**



■ **Tape Specifications**

Unit: mm

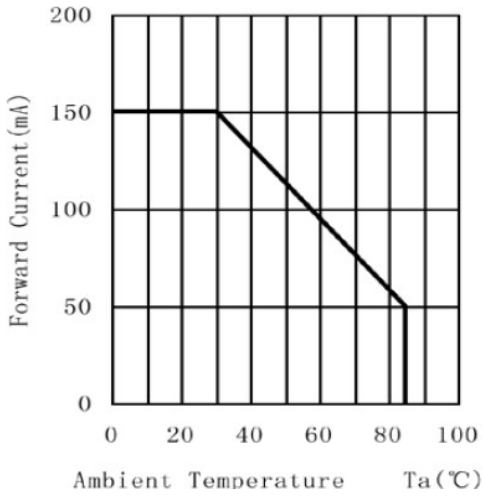
Tolerance: ± 0.1



SMD LED LAMP

BL-LS3014B1S1UWC

■ **Typical electrical-optical characteristics curves:**



Forward Voltage VS. Forward Current

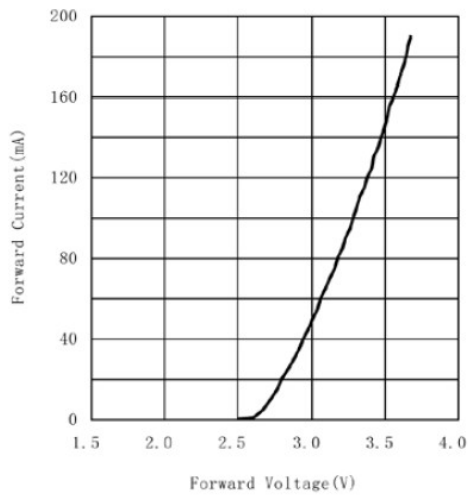
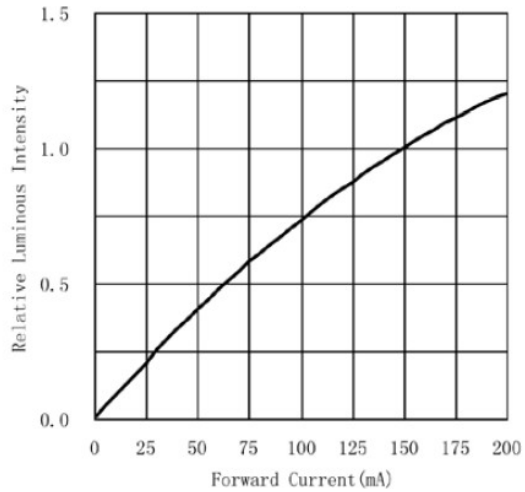
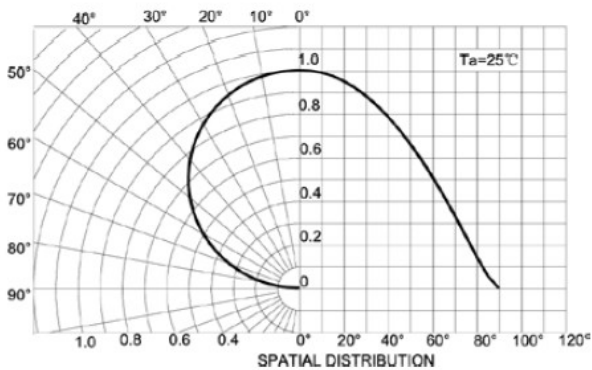
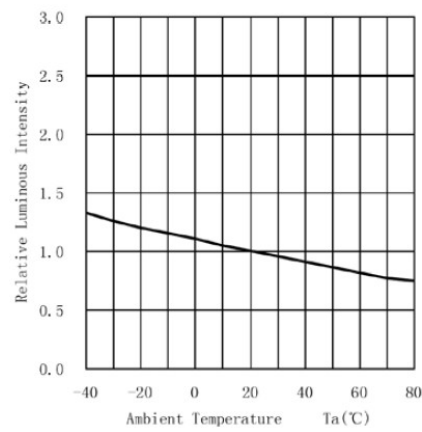


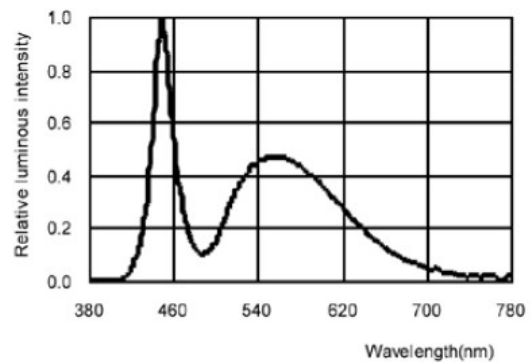
Diagram characteristics of radiation



Ambient Temperature VS. Relative Intensity



Relative spectral emission



SMD LED LAMP

BL-LS3014B1S1UWC

■ **Packing and weighting**

